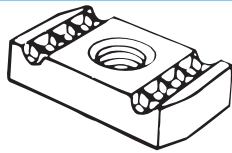


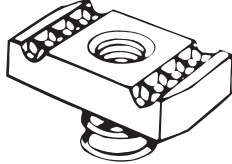
# CHANNEL NUTS



**NO SPRING**

Cat. No.	Size	Thread	Thickness	Wt. Lbs./C
FS-0832NS	#8	32	1/4"	6.5
FS-1032NS	#10	32	1/4"	6.5
FS-1024NS	#10	24	1/4"	6.5
FS-1/4NS	1/4"	20	1/4"	6.5
FS-5/16NS	5/16"	18	3/8"	8.7
FS-3/8NS	3/8"	16	3/8"	9.0

Cat. No.	Size	Thread	Thickness	Wt. Lbs./C
FS-1/2NS	1/2"	13	1/2"	10.6
FS-5/8NS	5/8"	11	7/16"	14.0
FS-3/4NS	3/4"	10	7/16"	14.0
FS-3/8NSS	3/8"	16	1/4"	6.5
FS-1/2NSS	1/2"	13	3/8"	8.5
FS-5/8NSS	5/8"	11	3/8"	14.0

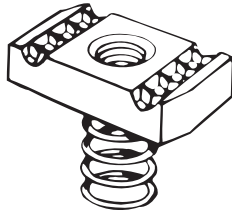


**SHORT SPRING**

FS-400, 450, 500, 520 CHANNEL

Cat. No.	Size	Thread	Thickness	Wt. Lbs./C
FS-0832SS	#8	32	1/4"	7.5
FS-1032SS	#10	32	1/4"	7.5
FS-1024SS	#10	24	1/4"	7.5
FS-1/4SS	1/4"	20	1/4"	7.5

Cat. No.	Size	Thread	Thickness	Wt. Lbs./C
FS-5/16SS	5/16"	18	3/8"	8.7
FS-3/8SS	3/8"	16	3/8"	9.0
FS-1/2SS	1/2"	13	3/8"	8.2
FS-5/8SS	5/8"	11	3/8"	14.0

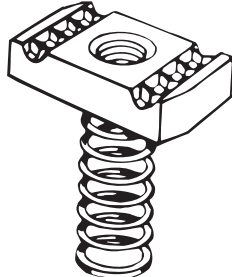


**REGULAR SPRING**

FS-200, 300 CHANNEL

Cat. No.	Size	Thread	Thickness	Wt. Lbs./C
FS-0832RS	#8	32	1/4"	7.5
FS-1032RS	#10	32	1/4"	7.5
FS-1024RS	#10	24	1/4"	7.5
FS-1/4RS	1/4"	20	1/4"	7.5
FS-5/16RS	5/16"	18	3/8"	9.7

Cat. No.	Size	Thread	Thickness	Wt. Lbs./C
FS-3/8RS	3/8"	16	3/8"	10.0
FS-1/2RS	1/2"	13	1/2"	11.5
FS-5/8RS	5/8"	11	7/16"	15.0
FS-3/4RS	3/4"	10	7/16"	15.0
FS-7/8RS	7/8"	9	7/16"	15.0



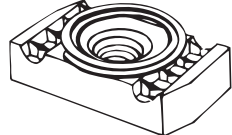
**LONG SPRING**

FS-100, 150 CHANNEL

Cat. No.	Size	Thread	Thickness	Wt. Lbs./C
FS-1/4LS	1/4"	20	1/4"	7.5
FS-3/8LS	3/8"	16	3/8"	10.0
FS-1/2LS	1/2"	13	1/2"	12.0
FS-5/8LS	5/8"	11	7/16"	16.0
FS-3/4LS	3/4"	10	7/16"	15.5

Allowable Pull-Out & Slip Loads			
1/2" Thick Nuts in 12 Ga. Channel		1/2" Thick Nuts in 14 Ga. Channel	
Resistance to PULL-OUT	Resistance to SLIP	Resistance to PULL-OUT	Resistance to SLIP
2,000 Lbs.	1,500 Lbs.	1,400 Lbs.	1,000 Lbs.

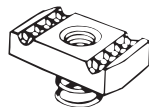
DESIGN BOLT TORQUE	
Bolt Size	Foot Pounds
1/4"-20	6
5/16"-18	11
3/8"-16	19
1/2"-13	50
5/8"-11	100
3/4"-10	125



**TOP SPRING**

Cat. No.	Size	Thread	Thickness	Wt. Lbs./C
FS-0832TG	#8	32	1/4"	7.5
FS-1032TG	#10	32	1/4"	7.5
FS-1024TG	#10	24	1/4"	7.5
FS-1/4TG	1/4"	20	1/4"	7.5

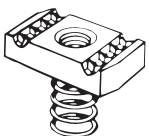
Cat. No.	Size	Thread	Thickness	Wt. Lbs./C
FS-5/16TG	5/16"	18	3/8"	9.7
FS-3/8TG	3/8"	16	3/8"	10.0
FS-1/2TG	1/2"	13	1/2"	11.5
FS-1/2TGS	1/2"	13	3/8"	8.2



**MINI NUT**

FS-700 CHANNEL

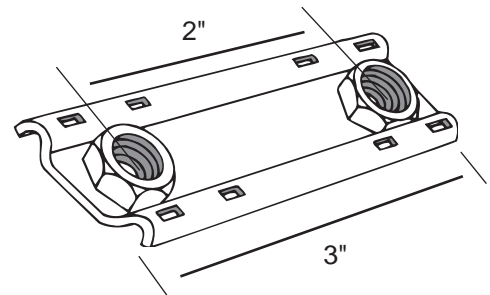
Cat. No.	Size	Thread	Thickness	Wt. Lbs./C
FS-7-0836	#8	36	.150"	1.0
FS-7-0832	#8	32	.150"	1.0
FS-7-1032	#10	32	.150"	1.0
FS-7-1024	#10	24	.150"	1.0
FS-7-1/4	1/4"	20	.150"	1.0



**MINI NUT**

FS-600 CHANNEL

Cat. No.	Size	Thread	Thickness	Wt. Lbs./C
FS-6-0836	#8	36	.150"	1.0
FS-6-0832	#8	32	.150"	1.0
FS-6-1032	#10	32	.150"	1.0
FS-6-1024	#10	24	.150"	1.0
FS-6-1/4	1/4"	20	.150"	1.0



**FS-2626 17#/Cpc**  
**DOUBLE CONVEYOR ADJUSTING NUT**  
**3/8-16 TAP SIZE**

**ALSO AVAILABLE IN METRIC SIZES**